

## What is it?

A huge collection of Canadian and International cases, legislation, books and articles, and a powerful search engine to search it all.

## Why will I need this?

### You will need to know how to use this:

- If you want a law firm job next summer (it's *you* who will be doing the research).
- For your classes.
- For research projects.

### What do I really need to know right now? (see examples below)

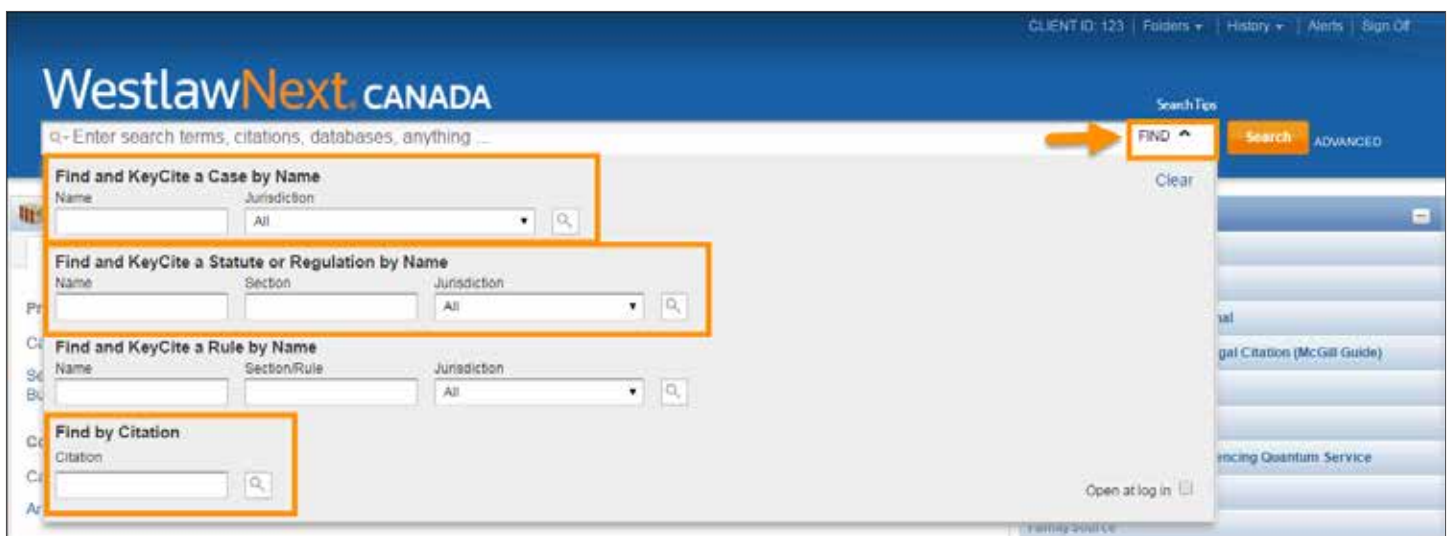
- How to find a specific case or section of an act.
- Where to get explanations about a particular area of law.
- Where to get a collection of cases dealing with a particular area of law.
- How to do a search and sift through the results to find the answer you want.
- How to use these tools to improve efficiency.

### Where can I get help?

- How-to videos and guides: [store.thomsonreuters.ca/learning/westlawnextcanada](http://store.thomsonreuters.ca/learning/westlawnextcanada)
- Password assistance: 1-800-387-5164 or [techsupport.legaltaxcanada@tr.com](mailto:techsupport.legaltaxcanada@tr.com)
- Research assistance: 1-800-387-5164 or [researchsupport.legaltaxcanada@tr.com](mailto:researchsupport.legaltaxcanada@tr.com)
- Request a training session: [customerlearning.legaltaxcanada@tr.com](mailto:customerlearning.legaltaxcanada@tr.com)

### How to find a specific case or section of an act:

- Select the **Find** button in the Search bar.



## Where to get explanations about a particular area of law:

- In the Commentary section of the homepage:
  - **The Canadian Encyclopedic Digest:** Explains the law.
  - **Texts and Annotations:** Dozens of books on different legal topics (hint: use the filter *Texts and Annotations on WestlawNext Canada* on the left-hand side of the page).
  - **Articles and Newsletters:** From leading legal journals and authors.



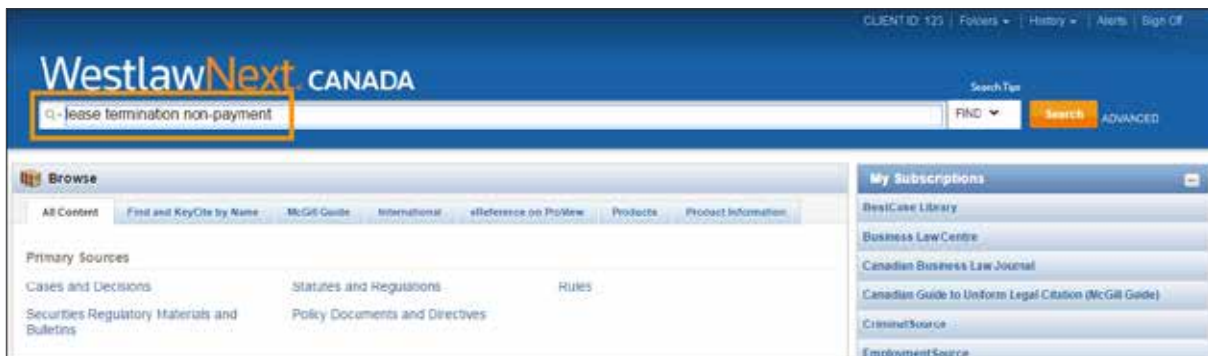
## Where to get a collection of cases dealing with a particular area of law:

- In the **Finding Tools** section of the homepage.
  - **Canadian Abridgment Digests:** Contains more than 800,000 case summaries, organized by topic of law.

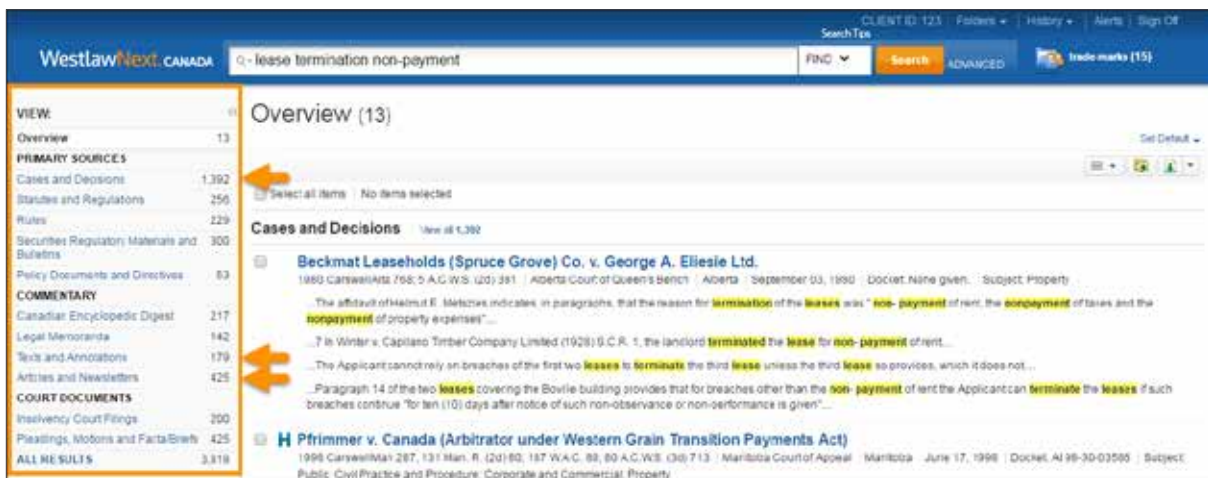


## How to do a search and sift through the results to find the answer you want:

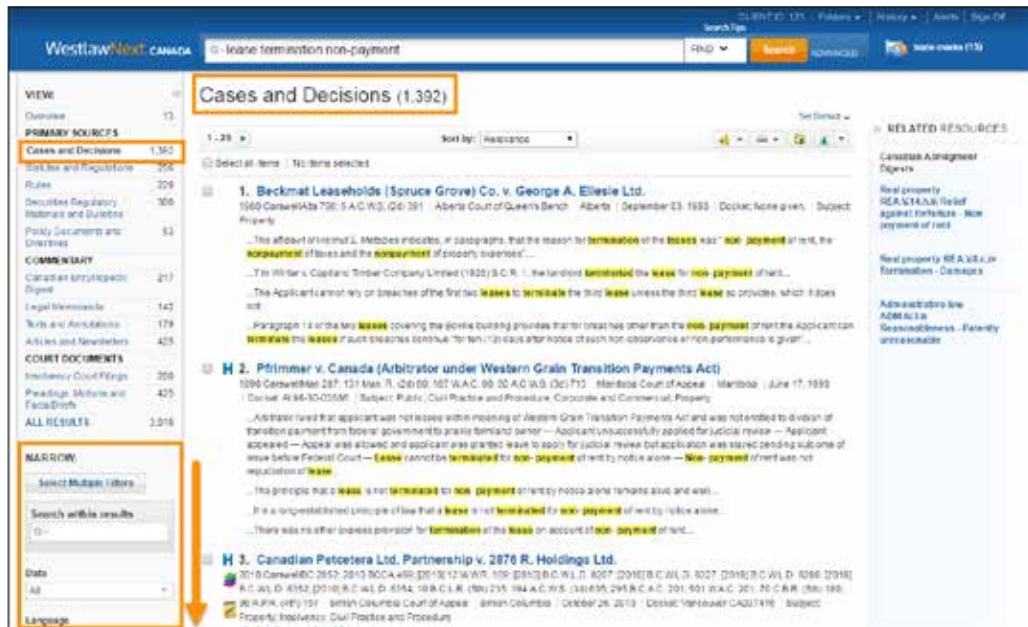
- Enter your search term(s) in the Search bar on the homepage (e.g., lease termination non-payment).



- Select the type of document you are looking for from the Overview section on the left-hand side (e.g., Cases and Decisions, Texts, or Articles).



- Once you've selected the type of document, under the Narrow section located on the left side use the filters provided to narrow down your search results by jurisdiction, topic, judge, etc.



## These tools help improve efficiency:

- Highlight text in a document and select:
  - Add a note:** Allows you to add and save an electronic note.
  - Highlight:** Allows you to electronically highlight text.
  - Copy with Reference:** Copies the text you highlighted and when you paste, it automatically appends the document's name and citations.
- Folders:** Lets you create folders in which to save documents.
- History:** Automatically saves all the research you do, for a year!

